



Parent and Guardian guide to VIMEO

Dear Parent/Guardian,

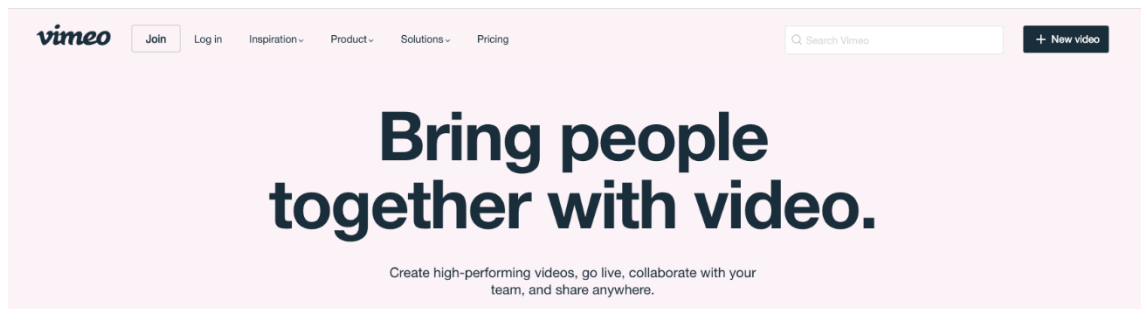
As we are increasing our use of online learning, we are using more systems and sites to help deliver and support this. Some of the platforms that we use to deliver videos for learning are not only used for education purposes but also for entertainment. This means that when pupils use the videos for learning they can also access wider areas of the sites.

Safeguarding pupils is very important to everyone at Meadow Farm and we want to support parents to ensure that when their children are using these services, they are as safe as possible. One learning system that we use for teaching and learning videos is VIMEO. This is the video hosting platform.

VIMEO has a wide variety of videos on its site, some of which may not be suitable for pupils to access. With this in mind we have put together a quick guide to help parents and carers put content filtering in place when using the software at home on the home internet connection. Please note that parents should always supervise and monitor their children when they are accessing the internet, even when content filtering is in place.

Step One:

Go onto VIMEO website – vimeo.com

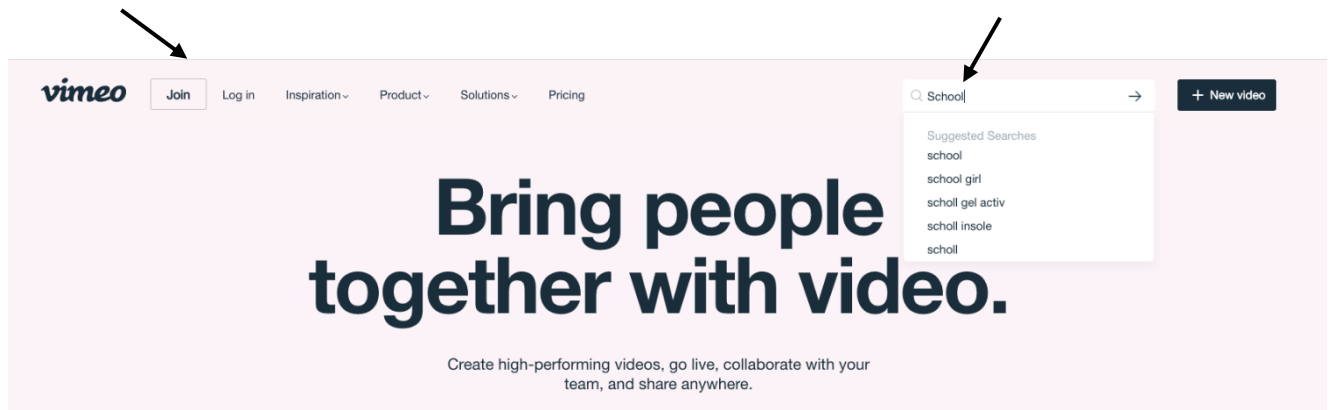


Step Two:

Type in 'School' in the search bar that's in the right-hand corner

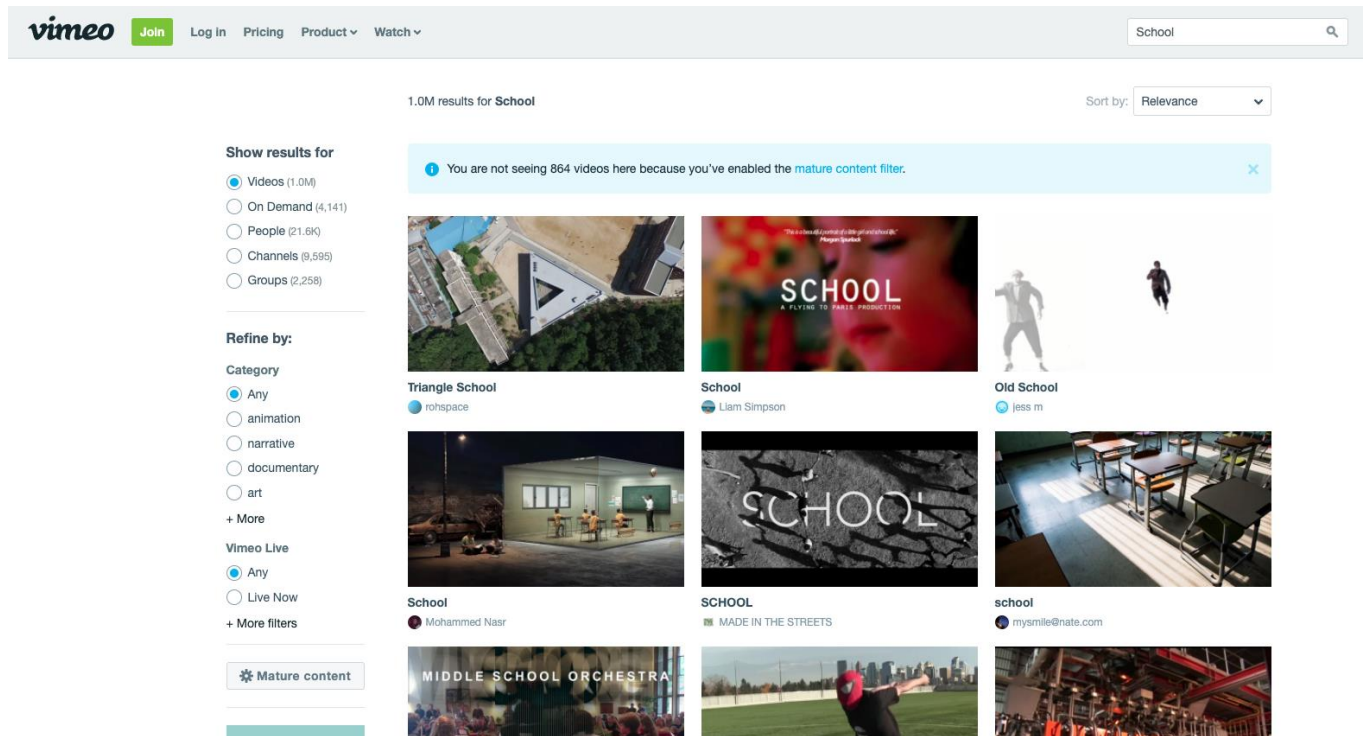


L.E.A.D. IT Services
Lead • Empower • Achieve • Drive



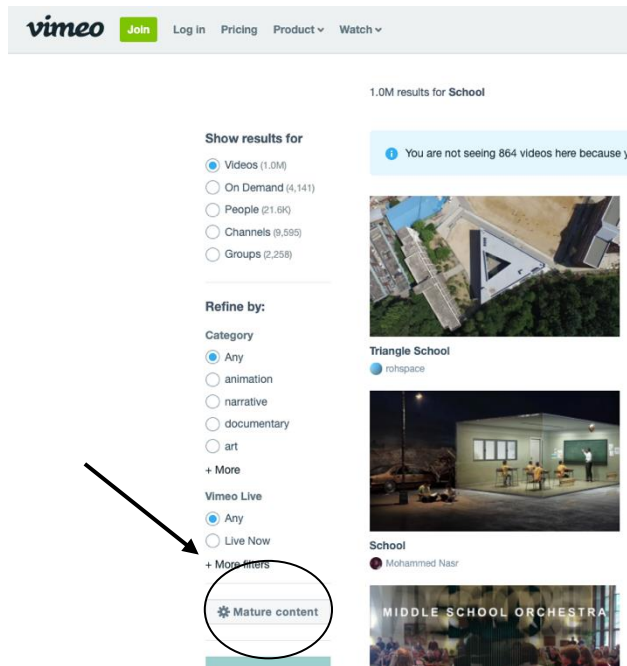
Step Three:

The page will then look like this –

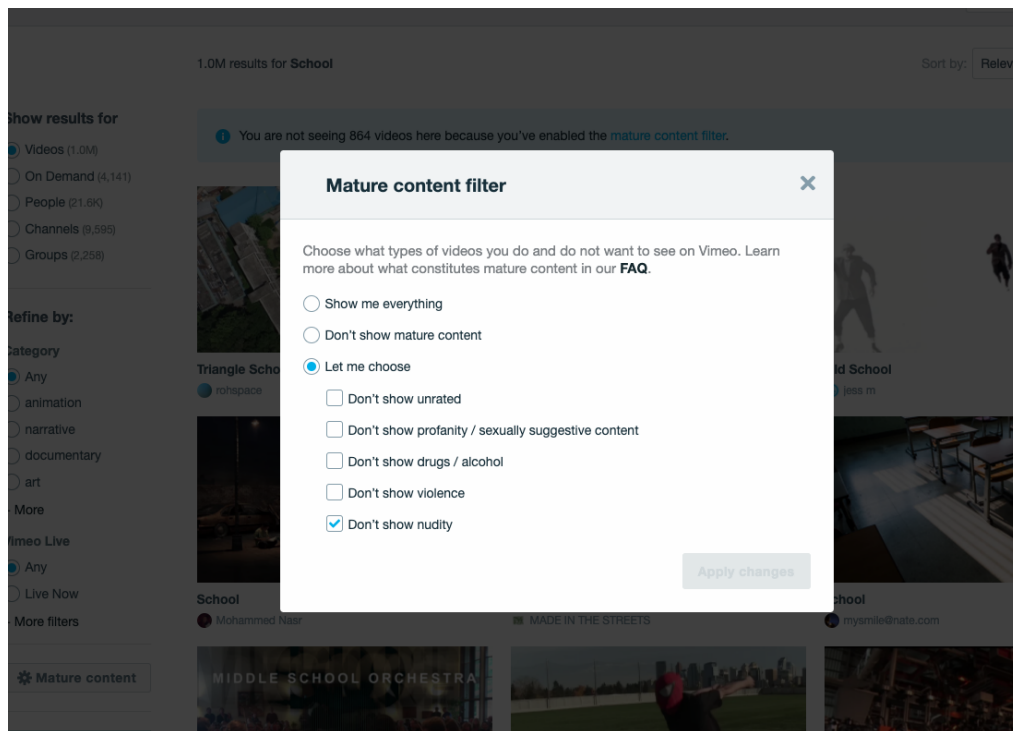


Step Four:

From there you will need to go 'Mature Content'



It will then give you the following settings:





Mature content filter ✕

Choose what types of videos you do and do not want to see on Vimeo. Learn more about what constitutes mature content in our [FAQ](#).

☐ Show me everything

☐ Don't show mature content

☒ Let me choose

☒ Don't show unrated

☒ Don't show profanity / sexually suggestive content

☒ Don't show drugs / alcohol

☒ Don't show violence

☒ Don't show nudity

Apply changes

Ensure the settings are ON under “Let me Choose” by ticking the appropriate boxes and ‘Apply Changes’

I / we parents / carers of _____

Have: (please tick the relevant box)

a) Read and understood the guidance ☐

b) Would like further information from school ☐

Signed _____ Date _____